

# GP500D

Ground Lowering, Anti-Vandal, Robust and Easy-To-Use **Twin Axle Mobile Welfare Accommodation Unit.**



**STANDARD**


**MOBILE**

**SEATS UP TO 12-14 PEOPLE**



**HSE & CDM COMPLIANT**

**INNOVATION THAT WORKS.**




Well equipped canteen and seating area for up to 12-14 people



Toilet wash area



Warm room/ Generator area



Delivery of hot water

## Comfortable, Compact and HSE compliant.

The **groundhog** mobile GP500D is robust and easy to use and also offers a larger seating area, accommodating up to 12-14 people – **ideal for flexible on-site applications.**

The units are suitable for accommodating six people, which provides pleasant and safe working environments, ideal for rental companies and contractors.

Easily towed, one man operation secured and manoeuvred on site, in less than 3 minutes. Its many safety features make it a **high secure and money saving choice of welfare unit.**



Recycled non-slip flooring



Fully hot-dipped galvanised chassis



230V 1kW air blown heater



Warm water from an on-board heating system



240V strip light



230V single 2Amp socket



Welded boss for removable low level lifting eyes



Fuel Active system



Lowered & secured in 3 minutes

# KEY FEATURES at a glance

For full specification, please visit  
[www.groundhog.co.uk](http://www.groundhog.co.uk)



Length	<b>5000 mm</b>
Length (including drawbar)	<b>6320 mm</b>
Height (on wheels)	<b>2.9 m</b>
Height (on ground)	<b>2.5 m</b>

Generator	<b>6 kVA</b>
Unladen Weight	<b>2300 kg</b>
Possible Gross Weight	<b>3000 kg*</b>
Solar Panel	<b>N/A</b>

Fresh Water	<b>20 Litres</b>
Waste Water	<b>20 Litres</b>
Toilet Tank Size	<b>280 Litres</b>
Fuel Tank Size	<b>58 Litres</b>



## 1 Canteen Area

- Table and bench seating for up to 12-14 people
- 240V strip light
- 230V 1kW air blown heater
- Warm water supplied by on-board heating system
- Large stainless steel sink c/w warm water tap
- 230V single 2Amp socket outlet
- Generator start panel c/w hour run meter
- Fresh & waste water containers (20 Ltr cap each)
- 12V pump for water system
- Carbon monoxide monitor and smoke alarm

## 2 Toilet Area

- Plastic recirculating toilet
- 12V LED lighting with PIR
- Forearm wash basin c/w warm water tap
- Warm water supplied by on-board heating system

## 3 Generator/ Warm Room

- Bulkhead light 240V
- 240V tubular heater
- Access to fuel tank with separate fuel level gauge (58 Ltr cap)
- Ventilation panel
- Fuel Active system
- Fuel tank runtime = approx. 25 hours

## Secured in less than 3 minutes

Easily towed, one man operation secured and manoeuvred on site.


Fast deployment time means more time on the job, making it the money saving choice of welfare unit for rental companies and contractors.



Unhitch from towing vehicle and operate hydraulics using the push button controls



Lower unit to the ground and unplug controls



Close & lock canopy to protect towing facility

0 mins

3 mins

\* Fully laden gross weight exceeds maximum towing capacity, unit should be transported to site prior to making site ready.